

Staying Connected

Building Awareness

Developing Knowledge



1 **Fillers, Putties & Glazes**

2 **Primers & Clears**

3 **RAPTOR Part I**

4 **RAPTOR Part II**

5 **Premium Aerosols**

6 **Custom Cans**

Module 4: RAPTOR The Application



Fillers



Primers and Clears



RAPTOR



Aerosols

Module 4: RAPTOR


The Application



Essential Steps For A Successful Project

- Clean Surface – wash with soap and water, follow up with degreaser
- Sand surface with 120 – 180 grit, red scuff pad in hard to reach areas
- Re-clean with degreaser
- Spot prime small bare metal areas w/ Raptor Etch Prime
- Large bare metal areas prime with 2K epoxy aerosol
- Prime hard to sand areas and plastics w/ Raptor Adhesion Promoter

Module 4: RAPTOR The Application



**UP0726
Standard Gun**



**UP4880 Vari-
Nozzle Pro Gun**



UP5028 Rollers



**Disposable Liners
& HVLP Guns**

Module 4: RAPTOR The Application



Tinting Raptor – the options

- Two methods for tinting Raptor:
- Tint pouches - 15 colors highly pigmented toners that are RAL standard colors
- Custom tint any color with automotive base coat toners.
- Follow up video



Module 4: RAPTOR The Application



Various Pressure, Textures, Wood and Drop Coat

- Different textures
 - how to achieve
- Application on wood
 - a common question on trailers
 - how to prep and apply
- Review the two different textures
- Striping
 - what causes it
 - The drop coat how to fix it
- Follow up video




Module 4: RAPTOR The Application



Fender Applications

- Following video covers application technique with UP0726 (coarse) and HVLP (finer) spray equipment
- Covers surface sanding prep
- Acid 8 to burn through areas
- Epoxy application on larger areas
- Applying with 0726 (coarser)
- Applying with HVLP (finer)
 - For exteriors – easier cleaning
- Striping
- Drop coat application



Module 4: RAPTOR The Application



Roll On Application – Running Boards

- Taping / Masking
- Surface prep
- Priming
- Rolling Raptor



Module 4: RAPTOR The Application



2K Aerosol Application

RAPTOR 2k Aerosol

Same 2K Raptor

Available in 7 colors

Activation and use

14.5 sq ft coverage – perfect for:

- Bumper texture
- Rockers / Trim
- Wheel coating
- Small component coating
- Repair existing Raptor
- High output tip – multiple textures
- Follow up video




Module 4: RAPTOR The Application




Common Application Errors

- Inadequate surface cleaning, sanding or poor priming of bare metal leads to loss of adhesion and peeling.
- Too many coats too fast or insufficient flash time leads to bubbling, “mud cracking” or splitting as trapped solvents expand




RAPTOR Truck Bed Examples




RAPTOR

Truck Bed Examples



RAPTOR Full Body Examples



RAPTOR

Full Body Examples



RAPTOR

Full Body Examples



RAPTOR

Trim and Wheels



DRIVING SURFACE PERFECTION



RAPTOR

The Application Family




RAPTOR FAMILY SUMMARY

- U-POL #1 product globally
- Easy to use - Fill / Shake / Shoot
- 3 Versions: black, white, tintable
- 3 VOC levels: NR, 2.6, 1.7
- 1K and 2K Aerosols
- Tint w/ U-POL tints or auto paints
- Spray or roll to achieve textures
- Auto / Marine / Commercial uses

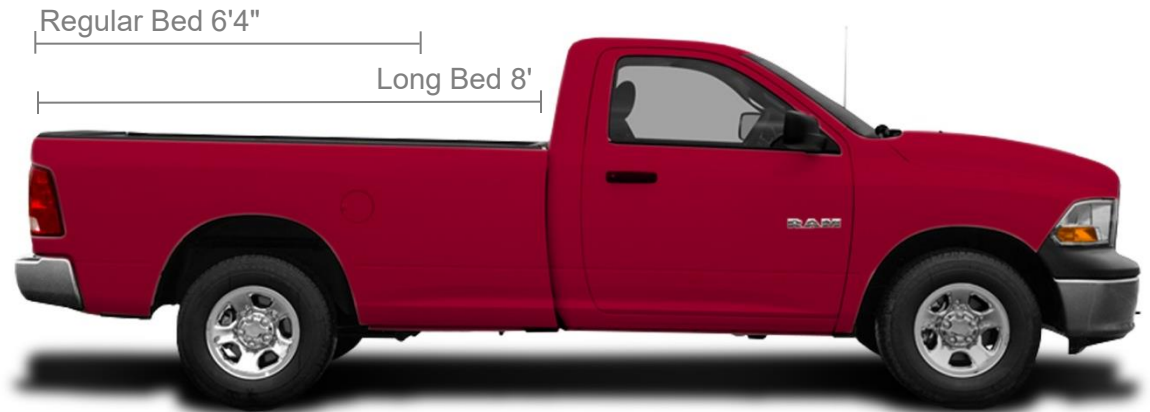



RAPTOR®

INDICATIVE CONSUMPTION



INDICATIVE CONSUMPTION BED LINER



Description in inches	6'4"	8'
A Maximum width at outside of fender	78.0	78.0
B Overall length of box	82.1	101.2
C Front of box to end of open tailgate	98.6	118.4
D Tailgate height	17.0	17.0
E Box floor to top of cab	42.5	42.5
F Width between wheelhouses	49.3	49.3
G Maximum width at floor	64.3	64.3
H Maximum width opening	63.2	63.2

Regular Pickup Bed ≈ 1 gallon
20 mil build

INDICATIVE CONSUMPTION FULL OVERSPRAY



Honda Fit

Length	146"	12'2"
Width	64"	5'4"
Height	65"	5'5"
Clearance	9"	0'9"

**2 gallon kits /
8 bottles**



Jeep Wrangler

Length	158"	13'2"
Width	70"	5'10"
Height	82"	6'10"
Clearance	12"	0'12"

**2 1/2 gallons /
6 bottles**



Toyota Land Cruiser 105

Length	193"	16'1"
Width	76"	6'4"
Height	74"	6'2"
Clearance	8"	0'8"

**3 gallons /
12 bottles**



Toyota Tundra

Length	247"	20'7"
Width	80"	6'8"
Height	76"	6'4"
Clearance	10"	0'10"

**4 gallons /
16 bottles**

* 20 mil build

INDICATIVE CONSUMPTION BED LINER



Conventional Shutz Gun	Application	Flash Time min	Wet Film Build, mil	Dry Film Thickness at 7-days	Coverage per litre, m ²	Coverage per litre, ft ²	Tack Free, min	Touch Dry, min
1-Coat	Light		≈ 5.9 mil	≈ 4.7 mil	7.90	85.00	30	60
1-Coat	Medium		≈ 10.8 mil	≈ 9.1 mil	4.20	45.00	40	90
1-Coat	Heavy		≈ 18.7 mil	≈ 15.0 mil	2.40	26.00	50	100
2-Coats	Light+Light	60		≈ 8.5 mil	3.95	42.50	30	60
2-Coats	Medium+Light	60		≈ 13.0 mil	3.02	32.50	30	90
2-Coats	Heavy+Light	60		≈ 18.1 mil	2.57	27.75	30	90
2-Coats	Light+Medium	60		≈ 14.6 mil	3.02	32.50	40	90
2-Coats	Medium+Medium	60		≈ 18.7 mil	2.10	22.50	40	90
2-Coats	Heavy+Medium	60		≈ 23.0 mil	1.65	17.75	40	90
2-Coats	Light+Heavy	60		≈ 18.1 mil	2.57	27.75	50	100
2-Coats	Medium+Heavy	60		≈ 22.0 mil	1.65	17.75	50	100
2-Coats	Heavy+Heavy	60		≈ 25.6 mil	1.20	13.00	50	100
3-coats	Light+Light+Light	60		≈ 12.6 mil	2.63	28.30	30	75
3-coats	Medium+Medium+Light	60		≈ 24.2 mil	1.81	19.44	30	75

Application conditions:

- Ambient 68°F
- Air Pressure 3.5 Bar, 50 PSI
- Distance from surface - Light 12-16"
- Distance from surface - Medium 20-24"
- Distance from surface - Heavy 20-24"